



## Duroply Industries Limited

113 Park Street, North Block 4th Floor  
Kolkata-700016, Ph: (033) 22652274



Ref: 5404/24-25/0025

May 24, 2024

### **Department of Corporate Services**

BSE Limited  
25th Floor, P.J. Towers,  
Dalal Street, Fort,  
Mumbai - 400 001

**Scrip Code: BSE: 516003**

### **Sub: Revised Investor Presentation**

Dear Sir/Madam,

In continuation to our communication dated May 23, 2024 in relation to submission of Investor Presentation pursuant to Regulation 30 of SEBI (Listing Obligations and Disclosure Requirements) Regulations, 2015, please find enclosed a copy of revised presentation on Audited Financial Results of the Company for the quarter and year ended March 31, 2024.

The revised presentation will also be available on the Company's website, [www.duroply.in](http://www.duroply.in).

This is for your information and records.

Thanking you,

Yours faithfully,

For DUROPLY INDUSTRIES LIMITED

KOMAL DHRUV  
Company Secretary

Enclosed: As above

Toll Free: 1800-345-3876 (**DURO**) | E-Mail: [corp@duroply.com](mailto:corp@duroply.com) | Website: [www.duroply.in](http://www.duroply.in)

Find us on:    [duroplyindia](https://www.instagram.com/duroplyindia)

Regd. Office: 9, Parsee Church Street, Kolkata-700001 • CIN: L20211WB1957PLC023493

# DURO<sup>TM</sup>

**Duroply Industries Limited**  
Investor presentation | May 2024





Duroply Industries Limited

## Disclaimer

In this presentation Duroply Industries Limited has used information that is publicly available, including information developed in-house. Information gathered and used is believed to be from reliable sources. Duroply Industries Limited however does not warrant the accuracy, reasonableness and / or completeness of any information.

This presentation includes statements / opinions / recommendations, which contain words, or phrases such as “will”, “expect”, “should”, “believe” and similar expressions or variations of such expressions that are “forward looking statements”. Any forward looking statements contained herein are based on assumptions that we believe to be reasonable as on the date of this release. Duroply Industries Limited undertakes no obligation to update forward looking statements to reflect events or circumstances after the date thereof.

The financial figures in the Presentation are re-grouped/re-casted/re-arranged for facilitating financial analysis and may not confirm to statutory formats. All the figures except for the whole year are unaudited



# Who We Are

Financial Performance

Our Growth Story

Building Blocks




## *A tradition of excellence **since 1957** Products portfolio*

Since last 67 years, Duroply has delivered top-grade plywood and allied products to diverse residential, commercial and institutional clients in India.

Today, with over 20 offices across the country, we are known for our premium quality and exceptional design standards




**BLOCKBOARDS**



**PLYWOOD**



**VENEERS**



**DOORS**

## Resource quality

The Company's plywood is derived from the finest timbers hand-picked from forests around the world.

## Accreditations

Duro is a member of The Indian Green Building Council (IGBC), validating its commitment to environment friendly practices, processes and certifications.

FSC Certificate: Validates its commitment to responsible wood management



### ISO 9001

Quality Processes



### ISO 14001

Environmental Management



### OHSAS 18001

Health and Safety Certification



### CARB Certification

Formaldehyde emissions standards



**3rd**  
Generation  
Company

**10+ Mn**  
**Sqm.**  
Plywood sold  
in FY24

**4000+**  
Duro  
Retailers

Empowering  
**Growth** for over  
**6 Decades** with  
**DURO**ble Innovations

**450+**  
Design  
Options

**180+**  
Strong Duro  
Experts across  
India

**12000+**  
Carpenters &  
Contractors  
Network

**26+**  
State &  
Union  
Territory

**4000+**  
Architects &  
Designers

**20+**  
Duro Quality  
Check-points





# Journey through the years



**1957**

Inception under the name 'Sarda Plywood'



**1964**

Beginning of commercial plywood production



**1969**

First venture into door manufacturing ('Durobord' and 'DuroDoor' launched)



**1974**

The Company was recognized as a public limited company.



**1976**

First ISI certifications



**1986**

Registered as a public limited company on the BSE and CSE



**2016**

First company to introduce lifetime guarantee from insect infestation on premium products



**2013**

First to manufacture and market plywood made from European Beech



**2012**

Declared as a forest-friendly company via FSC® and E1 certifications



**1999**

The company began operations in Rajkot, Gujarat



**1994**

The Company entered the veneer market with Duro Nature's Signature brand



**1987**

Lunch of Duro Pumaply (all weather-proof plywood)



**2017**

First-of-its-kind Duro exclusive experience centre launched in New Delhi



**2018**

Re-named as 'Duroply Industries Limited'



**2021**

Launch of India's first '10' range of plywood along with DURO TV to raise customer awareness



**2023**

Launch of Duro Beyond Blueprints podcast, as initiative to uncover the hidden gems of Architecture & Design.



**2024**

Introduces DURO ADVANTAGE- 'Plywood ka naya standard'

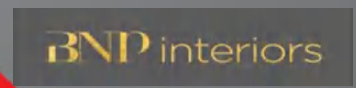



## *Our presence across India*



- Ludhiana
- Chandigarh
- New Delhi (CO)
- Lucknow
- Patna
- Guwahati
- Jaipur
- Jammu
- Dehradun
- Ranchi
- Nagpur
- Pune
- Kolkata (HO)
- Ahmedabad
- Mumbai
- Hyderabad
- Vijayawada
- Bangalore
- Chennai
- Raipur
- Ghaziabad
- Bhubaneswar
- Agartala
- Cochin
- Raipur
- Rajkot (Factory)

# The strengths of our brand



and others...

Who Are We



**Financial Performance**

Our Growth Story

Building Blocks




# Financial Performance

 **323.42** (Rs. Crore),  
Revenue

 **12.85** (Rs. Crore),  
EBITDA

Scorecard  
FY 2024

 **1.01** (Rs. Crore),  
PAT

 **6 %** ROCE

# Highlights of Q4 FY 24 | FY 24

## Q4 FY 24

- Revenue at Rs 844.6 Mn, up 0.3% YOY, up 5.8% QOQ
- COGS% at 66.92% as against 65.69% YOY and 66.09% QOQ
- EBITDA at Rs 16.73 Mn, down 18.3% YOY, down 17.4% QOQ
- EBITDA Margin at 2.0% as against 7.2% YOY and 3.9% QOQ

## FY 24

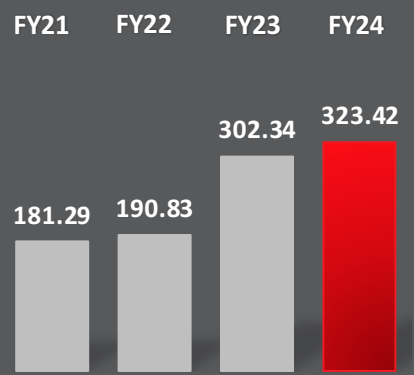
- Revenue at Rs 3234.2 Mn, up 6.97%.
- COGS% at 66.33% as against 64.83%
- EBITDA at Rs 128.6 Mn, down 28.4% YOY
- EBITDA Margin at 4.0% as against 5.9%
- EBIT at Rs. 91.54 Mn down 37.2%
- Employee Expenses at 10.0% of sales against 9.5%, up 12.4%
- FY24, Marketing spend stood at 4.3% of sales against 4.1% last year.

**Commenting on the results, Mr. Akhilesh Chitlangia, Managing Director, Duroply, said:** *“Our sales has grown consistently during the last financial year. Towards the end of fiscal year, in Q4 the environment became challenging for the whole industry with increase in cost of input material.”*

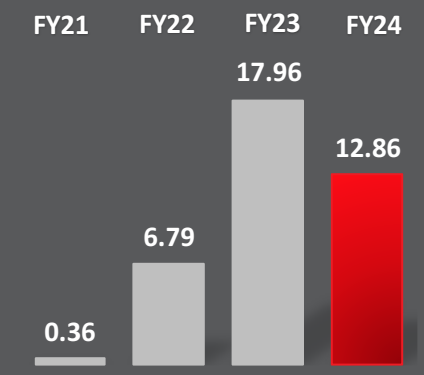
**He added,** *“We have completed the process of raising equity that was approved by our Board of Directors on February 14, 2024. The increased liquidity will provide sufficient working capital. This will help us grow the organization to its logical next orbit with improved margin over medium to long term. We have taken several initiatives which makes us confident of better performance going forward.”*

# How we have grown over the years

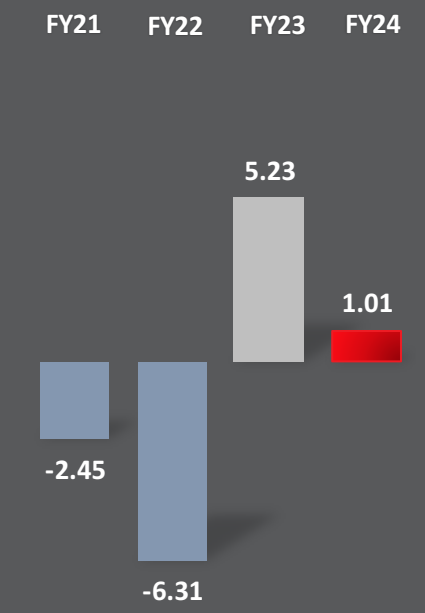
## Revenues (Rs. in Crores)



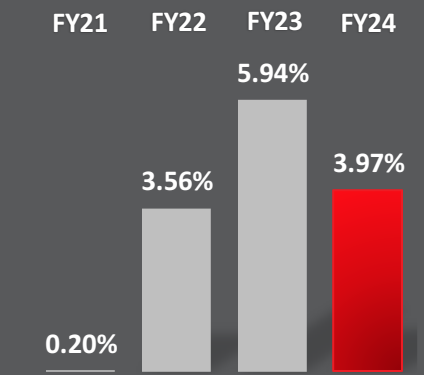
## EBITDA



## Net Profit



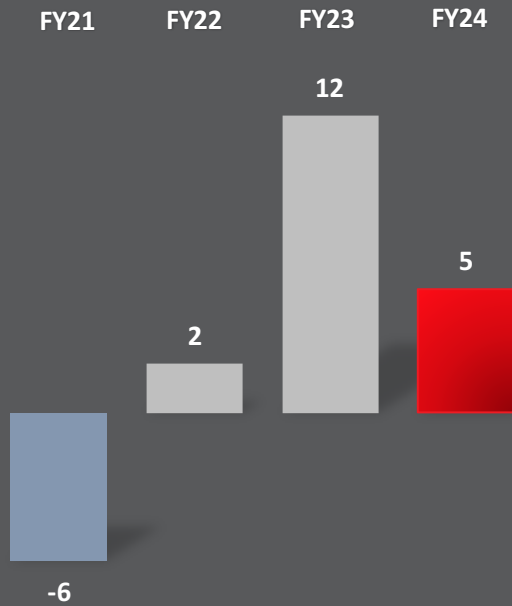
## EBITDA margin



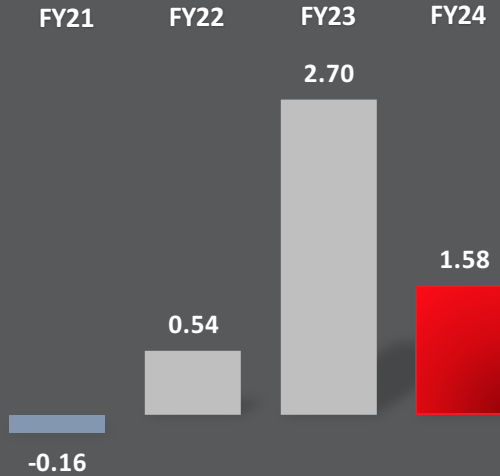


# How we have grown over the years

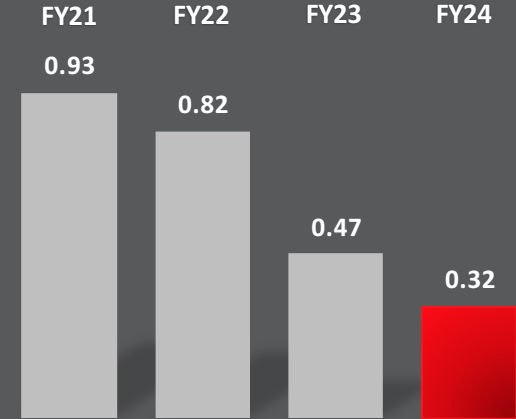
## RoCE %



## Interest Cover



## Gearing









# Abridged Income Statement Q4 FY 24

(Rs. In Mn)	Quarter Ended				
	Q4 FY24	Q3 FY24	Q4 FY 23	Q-o-Q	Y-o-Y
Revenue from Operation	844.58	798.16	842.20	5.82%	0.28%
Cost of Goods Sold	565.22	527.5	553.25	7.15%	2.16%
Gross Margin	279.37	270.66	288.95	3.22%	-3.32%
Gross Margin %	<b>33.08%</b>	<b>33.91%</b>	<b>34.31%</b>	<b>-2.46%</b>	<b>-3.59%</b>
Operating Expenses	265.12	242.4	241.05	9.37%	9.99%
Other Income	2.483	2.558	12.60	-2.93%	-80.29%
EBITDA	16.73	30.811	60.50	-45.70%	-72.35%
EBITDA Margin %	<b>1.98%</b>	<b>3.86%</b>	<b>7.18%</b>	<b>-48.69%</b>	<b>-72.43%</b>
Interest	29.192	16.375	17.35	78.27%	68.23%
Depreciation	10.148	9.135	8.49	11.09%	19.60%
PBT	-22.61	5.301	34.67	-526.52%	-165.22%
PBT Margin %	<b>-2.68%</b>	<b>0.66%</b>	<b>4.12%</b>	<b>-503.08%</b>	<b>-165.04%</b>
PAT	-12.34	3.11	22.58	-496.82%	-154.63%
PAT Margin %	<b>-1.46%</b>	<b>0.39%</b>	<b>2.68%</b>	<b>-475.00%</b>	<b>-154.48%</b>

# Abridged Income Statement FY 24

(Rs. In Mn)	Year ended		
	FY24	FY23	Y-o-Y
Revenue from Operation	3234.23	3023.39	6.97%
Cost of Goods Sold	2145.37	1960.01	9.46%
Gross Margin	1088.86	1063.38	2.40%
Gross Margin %	<b>33.67%</b>	<b>35.17%</b>	<b>-4.28%</b>
Operating Expenses	969.37	905.42	7.06%
Other Income	9.05	21.61	-58.11%
EBITDA	128.55	179.57	-28.42%
EBITDA Margin %	<b>3.97%</b>	<b>5.94%</b>	<b>-33.08%</b>
Interest	81.44	66.62	22.25%
Depreciation	37.01	33.77	9.60%
PBT	10.09	79.18	-87.26%
PBT Margin %	<b>0.31%</b>	<b>2.62%</b>	<b>-88.09%</b>
PAT	10.08	52.26	-80.72%
PAT Margin %	<b>0.31%</b>	<b>1.73%</b>	<b>-81.98%</b>

# Working Capital Performance Across the Years

		FY 2020-21	FY 2021-22	FY 2022-23	FY 2023-24
	<b>Debtor Days</b>	<b>36</b>	<b>38</b>	<b>35</b>	<b>39</b>
	<b>+</b>				
	<b>Inventory</b>	<b>197</b>	<b>195</b>	<b>134</b>	<b>149</b>
	<b>-</b>				
	<b>Payable</b>	<b>169</b>	<b>175</b>	<b>119</b>	<b>109</b>
	<b>=</b>				
	<b>Cash Conversion Cycle</b>	<b>64</b>	<b>59</b>	<b>49</b>	<b>79</b>

# Historical Income Statement

(Rs in Mn)	FY20	FY21	FY22	FY23	FY24
Revenue from Operation	2065.36	1813.21	1908.30	3023.39	3234.23
Cost of Goods Sold	1129.08	1082.83	1192.27	1960.01	2145.37
Gross Margin	936.28	730.38	716.04	1063.38	1088.86
<b>Gross Margin</b>	<b>45.33%</b>	<b>40.28%</b>	<b>37.52%</b>	<b>35.17%</b>	<b>33.67%</b>
Operating Expenses	861.51	665.23	670.58	905.42	969.37
Other Income	7.83	19.54	22.41	21.61	9.05
EBITDA	82.60	84.69	67.86	179.57	128.55
<b>EBITDA Margin</b>	<b>4.00%</b>	<b>4.67%</b>	<b>3.56%</b>	<b>5.94%</b>	<b>3.97%</b>
Interest	74.88	100.83	84.81	66.62	81.44
Depreciation	30.89	32.35	28.25	33.77	37.01
PBT	-23.18	-48.49	-45.20	79.18	10.09
<b>PBT Margin</b>	<b>-1.12%</b>	<b>-2.67%</b>	<b>-2.37%</b>	<b>2.62%</b>	<b>0.31%</b>
Taxation	17.58	-23.98	17.90	26.92	0.02
PAT	-40.76	-24.51	-63.10	52.26	10.08
<b>PAT Margin</b>	<b>-1.97%</b>	<b>-1.35%</b>	<b>-3.31%</b>	<b>1.73%</b>	<b>0.31%</b>

# Historical Balance Sheet

(Rs. In Mn)	Mar'20	Mar'21	Mar'22	Mar'23	Mar'24
Share Capital	64.64	64.64	64.64	77.76	98.66
Other Equity	663.31	636.68	574.54	806.44	1165.79
<b>Shareholders' Funds</b>	<b>727.95</b>	<b>701.32</b>	<b>639.18</b>	<b>884.20</b>	<b>1264.45</b>
Long Term Borrowings	80.84	110.73	91.12	57.95	82.72
Lease Liabilities	19.01	13.51	46.64	32.99	48.52
Long Term Provisions	31.36	34.69	41.66	51.72	61.56
Deferred Tax Liabilities	63.09	39.11	57.00	83.92	83.93
Other Non-Current Liabilities	15.70	12.78	6.70	5.61	4.53
<b>Total Non-Current Liabilities</b>	<b>210.00</b>	<b>210.83</b>	<b>243.13</b>	<b>232.19</b>	<b>281.26</b>
Short Term Borrowings	442.15	498.47	440.40	356.61	327.61
Lease Liabilities	-	-	13.91	16.63	17.66
Trade Payables	650.29	532.97	570.82	639.02	640.29
Other Financial Liabilities	97.23	105.26	99.70	96.64	36.67
Other Current Liabilities	13.92	35.85	40.31	19.79	28.64
Short Term Provisions	3.20	0.61	0.51	0.66	0.66
<b>Total Current Liabilities</b>	<b>1206.78</b>	<b>1173.15</b>	<b>1165.66</b>	<b>1129.36</b>	<b>1051.53</b>
<b>Total Liabilities</b>	<b>2144.73</b>	<b>2085.30</b>	<b>2047.96</b>	<b>2245.75</b>	<b>2597.23</b>

(Rs. In Mn)	Mar'20	Mar'21	Mar'22	Mar'23	Mar'24
Fixed Assets including CWIP	1043.41	976.49	1020.56	1016.52	1030.11
Other Intangible Assets	3.03	3.05	5.07	6.08	5.59
Non-Current Investments	0.09	1.70	0.16	0.15	6.00
Loans	82.14	125.31	65.18	65.18	65.18
Other Financial Assets	-	-	11.69	4.38	8.32
Other Non-Current Assets	0.52	1.35	0.88	5.65	2.78
<b>Total Non-Current Assets</b>	<b>1129.19</b>	<b>1107.89</b>	<b>1103.53</b>	<b>1097.95</b>	<b>1117.98</b>
Inventories	691.54	620.55	638.12	719.09	876.16
Trade receivables	209.76	181.32	200.32	286.38	345.03
Investments	-	-	-	-	80.11
Cash and Cash Equivalents	12.63	2.74	4.38	0.94	7.93
Other Bank Balances	27.53	29.86	31.01	33.36	33.07
Loans	4.37	4.67	-	-	-
Other Financial Assets	3.74	4.77	6.65	6.72	10.75
Current Tax Assets (Net)	1.08	1.43	3.71	4.90	4.70
Other current assets	64.89	132.09	60.25	96.41	121.51
<b>Total Current Assets</b>	<b>1015.54</b>	<b>977.41</b>	<b>944.42</b>	<b>1147.80</b>	<b>1479.25</b>
<b>Total Assets</b>	<b>2144.73</b>	<b>2085.30</b>	<b>2047.95</b>	<b>2245.75</b>	<b>2597.23</b>

# Who Are We

## Financial Performance

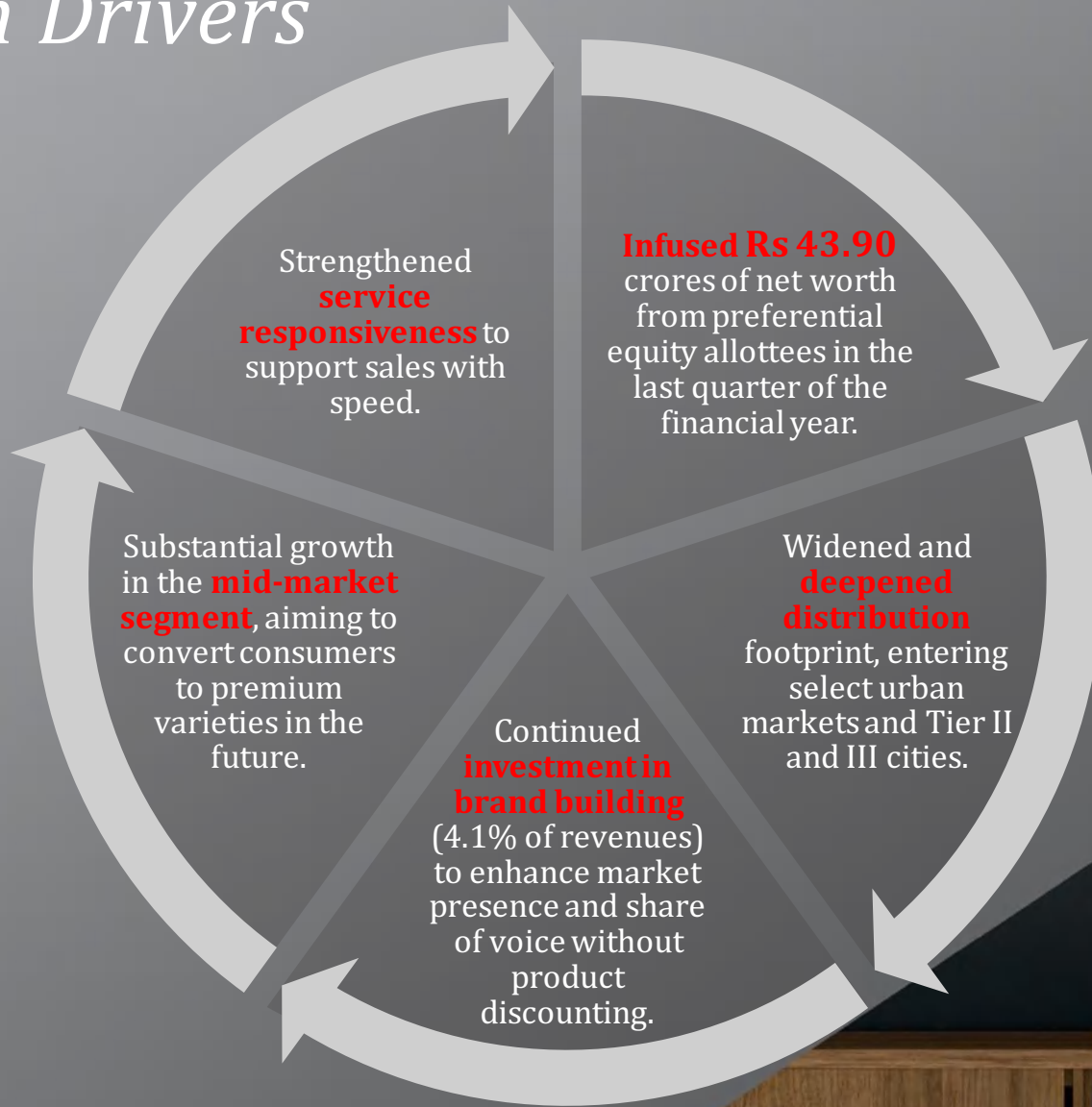


## **Our Growth Story**

## Building Blocks



# Growth Drivers

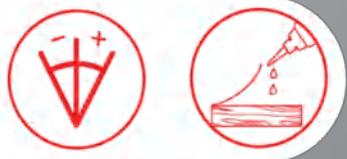




# Our latest innovation

**Superior  
woodwork with  
reduced labour**

Save time, get value  
for money



Superior  
Calibration

PFS  
Super Bonded

**No termite.  
No fraud. No  
harmful emissions.**

Enjoy peace of mind



Termite  
Proof

QR Based  
Fraud Protection

Low Formaldehyde  
Emission

**Lifelong  
DURO bility  
Guaranteed**

For those who  
won't settle for less



Five Heat  
Treatment

Duro Advanced  
Fireshield Technology

72 Hours  
BWP  
Grade

Super Log  
Criterion

**DURO ADVANTAGE**  
**Lifetime Guarantee**  
**9X Safety**  
**Plywood Ka Naya Standard**

Brands covered under **DURO ADVANTAGE**



# DURO pioneering knowledge

An exciting podcast initiative where Creativity converges with Expertise- led by our very own *Managing Director of Duroply Industries Limited, Mr. Akhilesh Chitlangia.*




It is a fascinating journey through the dynamic domains of design, art, and architecture where visionary architects, interior designers, and leaders share their insights on what truly fuels businesses in today's world.

**DURO**  
**BEYOND BLUEPRINTS**




# Launched New Veneers Design


**The Kohinoor  
Of Veneers**  
Master Folder of Veneers



**Roma Collection**  
8 New Dyed Veneers



**Bohemia**  
5 Unique Textures in all  
available species



**Masterpiece**  
29 Hybrid Veneers



# Who Are We

# Financial Performance

# Our Growth Story



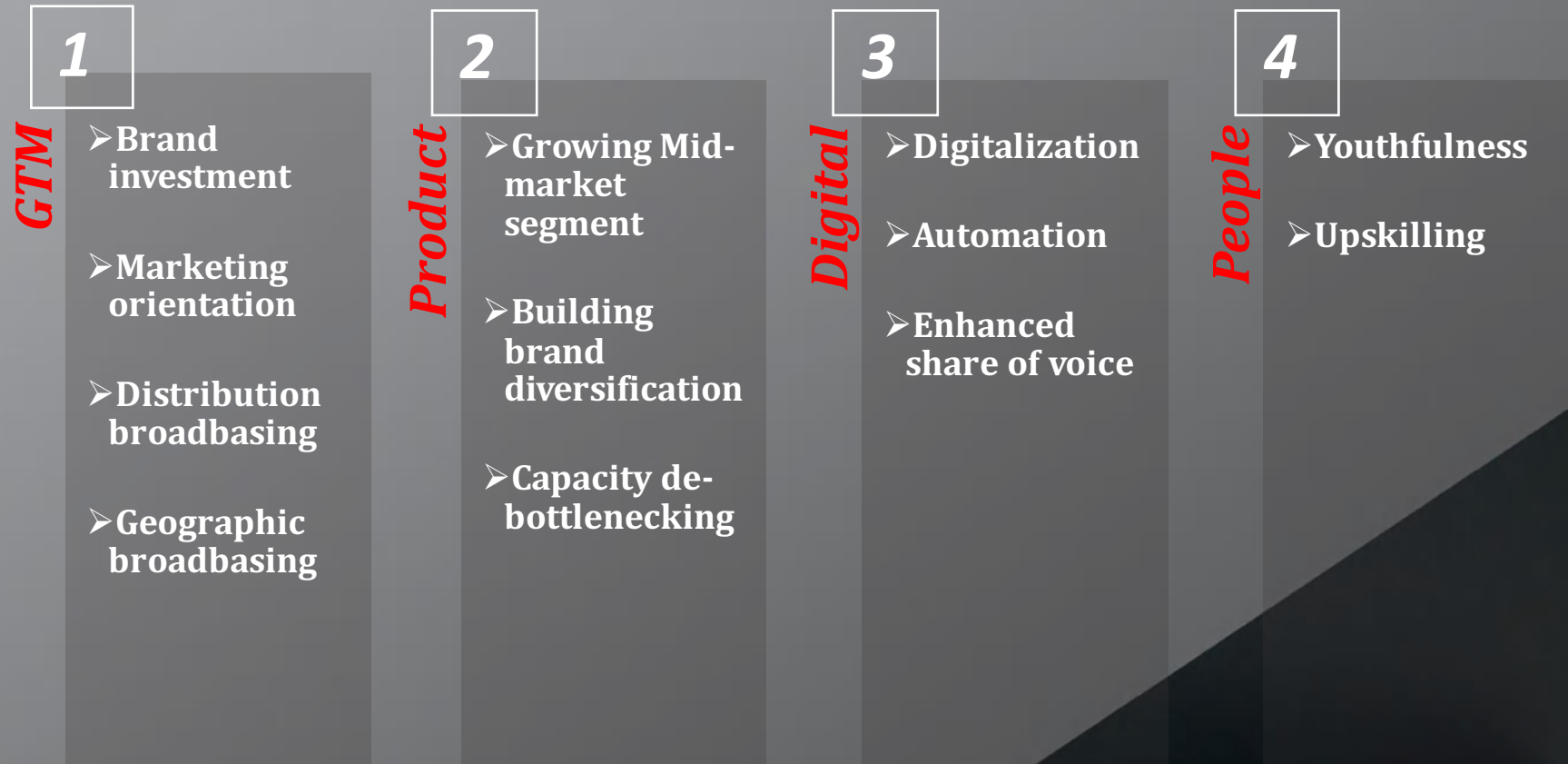
## **Building Blocks**





# Building our future growth

The management has invested in a range of initiatives to rejuvenate with speed and effectiveness.



1

GTM

- **Brand investment**
  - Increased brand investment in enhancing the visibility of Duroply
- **Marketing orientation**
  - Shift from a legacy manufacturing focus to marketing orientation
- **Distribution broadbasing**
  - Appointment of more dealers; structured programmes to enhance outcomes
- **Geographic depth**
  - Exploration of presence outside of North India

2

**Product**

- **Growing Mid-market segment**
  - **Building brand diversification**
  - **Capacity de-bottlenecking**
- Addressing the fastest growing plywood segment
  - Investing deeper in Duro and Tower brands (addressing different consumers)
  - Nominal investment to enhance production capacity



3

**Digital**

- **Digitalization**
  - Introduction of digital tools to engage with consumers and trade partners
- **Automation**
  - Increased manufacturing automation, helping moderate quality rework and related costs
- **Enhanced share of voice**
  - Investment in Social media and YouTube promotions

4

People

- **Youthfulness**
  - Infusion of younger senior leadership; emphasis on organizational youthfulness
- **Upskilling**
  - Investing in skilling up the talent and building stronger team

# Coming up with.....

- ✓ Collaboration between **DURO** & Outlook on sustainability
- ✓ Recognizes outstanding contributions to making the planet greener, one project at a time.
- ✓ Highlighting 11 Architects & Designers on who are leading the charge on sustainability in India today.



## Unveiling India's Sustainable Future

Outlook Business, in partnership with Duroply India and Epistle, honours 11 Indian architecture and design practices that are thinking out of the box and leading the charge on sustainability

<b>ATARCHITECTURE</b> Adaptable Sustainability		<b>COMPARTMENT S4</b> Social Sustainability		
Avneesh Tiwari	Neha Rane	Kishan Shah	Manuni Patel	
<b>GROUND</b> Ecological Sustainability	<b>ZERO ENERGY DESIGN LAB</b> Net Zero Energy	<b>CARBON CRAFT</b> Decarbonisation	<b>EDS GLOBAL</b> Data & Sustainability	<b>BETTER BHALSWA</b> Advocacy
Anjali Mangalgi	Sachin Rastogi	Tejas Sidnal	Gurneet Singh	Gunraagh Talwar
<b>A THRESHOLD</b> Cultural Sustainability		<b>MALBA PROJECT</b> Advocacy	<b>MAHILA HOUSING TRUST</b> Economic Sustainability	
Avinash Ankalge	Harshith Nayak	Shamita Chaudhary	Bhavna Maheriya	Khushbu Rathod
<b>HUNNARSHALA FOUNDATION - Disaster Resilience</b>				
Kiran Vaghela	Sandeep Virmani	Tejas Kotak	Mahavir Acharya	

# Our Executive Team



**Mr. Sudeep Chitlangia,**  
Chairman

Mr. Sudeep Chitlangia has over 36 years of experience in the plywood industry. He is an active member of the Kolkata Entrepreneur Organisation. Sudeep is currently a Committee Member for the Merchant Chamber of Commerce and Industry in Kolkata. He previously served on the board of the Indian Plywood Industries Research and Training Institute for two terms (IPIRTI).



**Mr. Akhilesh Chitlangia,**  
Managing Director

Mr. Akhilesh Chitlangia has worked in the plywood industry for over 13 years. He specialises in distribution expansion, operations management and the implementation of new initiatives. As Managing Director, Akhilesh is based in New Delhi. He has earned a Bachelor of Science in Business Administration and a Bachelor of Arts in Economics from Boston University in the United States.



**Mr. Abhishek Chitlangia,**  
Vice President, Manufacturing

Mr. Abhishek Chitlangia has over 7 years of industry experience. He is currently in charge of DURO's production activities. He is a member of the NCCF Safeboards Standards Committee and the BIS Working Group on Plywood Standards. Abhishek graduated from the University of Michigan Summa Cum laude with a dual degree in BSE Industrial and Operations Engineering and a BBA from the Ross School of Business.



**Mr. Pawan Kumar Verma,**  
Chief Financial Officer

Mr. Pawan Kumar Verma is a Bachelor of Commerce and a qualified member of the Institute of Chartered Accountants of India, with over 17 years of experience. He has been with our company for 14 years. He has overseen a diverse range of duties in finance and commercial, MIS, budgeting, working capital management, taxation.



**Mr. Shashank Hissaria,**  
General Manager

Mr. Shashank Hissaria has been with our company for 34 years and has handled multiple positions of responsibility. He plays a key role in Supply Chain Management and the acquisition of high-quality raw materials. He is currently in charge of contract manufacturing and the sourcing of low-cost material for our Tower brand.



**Mr. Dippaman Samanta,**  
Sr. Vice President, Sales

Mr. Dippaman Samanta has over 30 years of experience in Diverse Industries in the fields of Distribution, Channel management, B2B sales, Product Category management & Supply Chain. He is joined us as Sr. VP Sales at Duroply Industries Ltd.

## HEAD OFFICE

North Block, 4th Floor, 113,  
Park Street, Kolkata - 700 016

## CORPORATE OFFICE

1/35, W.H.S. Kirti Nagar,  
New Delhi - 110 015

## REGISTERED OFFICE

9, Parsee Church Street,  
Kolkata 700 001  
Phone: 033-2265 2274  
Email: [investors@duroply.com](mailto:investors@duroply.com)

Website: [www.duroply.in](http://www.duroply.in)